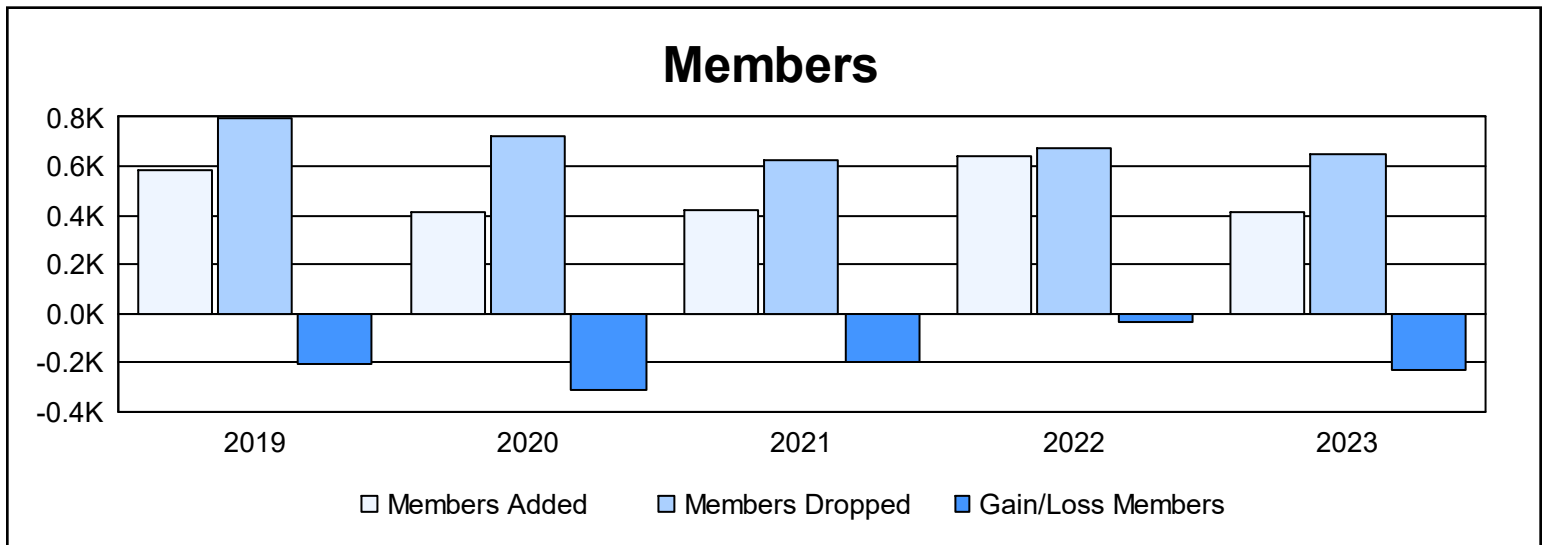
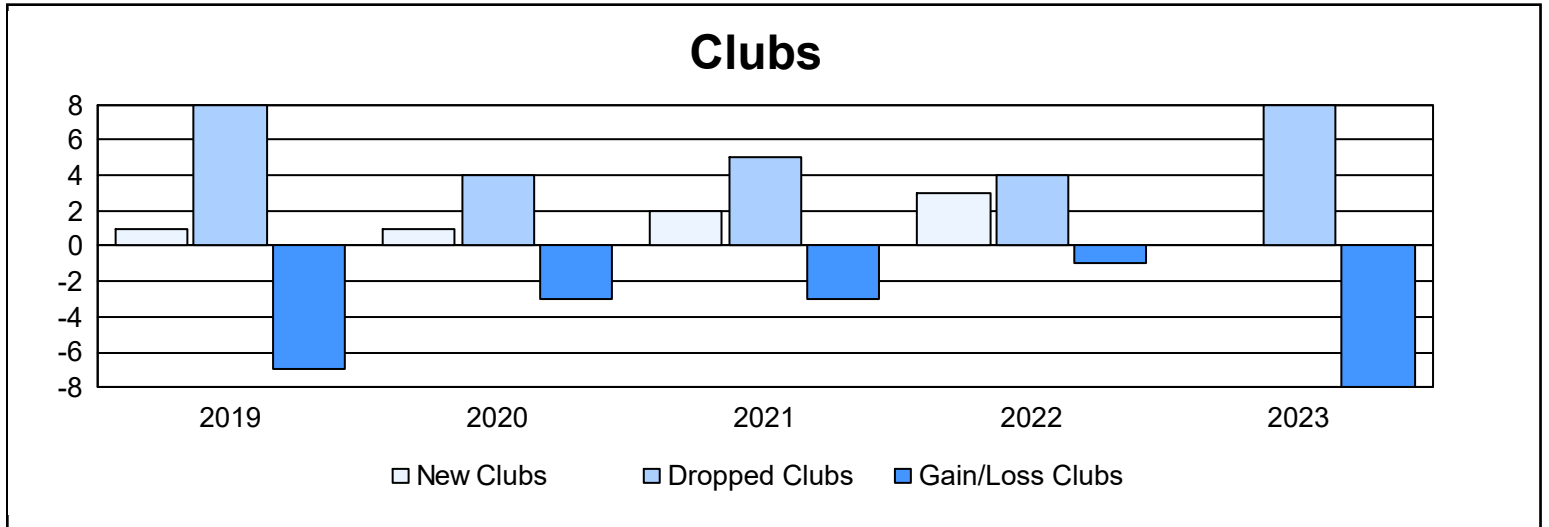
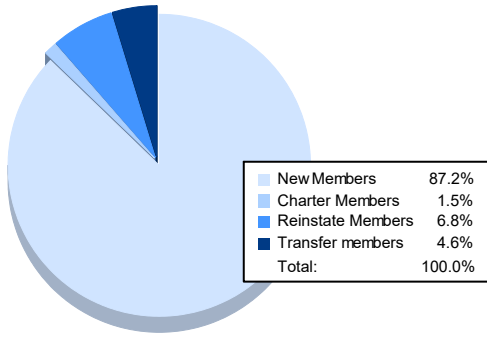


| Year           | New Clubs | Dropped Clubs | Gain/ Loss Clubs | New Members | Charter Members | Reinstate Members | Transfer Members | Total Member Added | Total Members Dropped | Gain/ Loss Members |
|----------------|-----------|---------------|------------------|-------------|-----------------|-------------------|------------------|--------------------|-----------------------|--------------------|
| 2018-2019      | 1         | 8             | -7               | 504         | 33              | 20                | 27               | 584                | 793                   | -209               |
| 2019-2020      | 1         | 4             | -3               | 289         | 37              | 37                | 48               | 411                | 721                   | -310               |
| 2020-2021      | 2         | 5             | -3               | 339         | 35              | 33                | 17               | 424                | 621                   | -197               |
| 2021-2022      | 3         | 4             | -1               | 495         | 98              | 22                | 23               | 638                | 671                   | -33                |
| 2022-2023      | 0         | 8             | -8               | 360         | 6               | 28                | 19               | 413                | 645                   | -232               |
| <b>Average</b> | <b>1</b>  | <b>6</b>      | <b>-4</b>        | <b>397</b>  | <b>42</b>       | <b>28</b>         | <b>27</b>        | <b>494</b>         | <b>690</b>            | <b>-196</b>        |



### Membership Composition June 2023 Cumulative



### Gender Composition June 2023 Cumulative

